

# Surana Singh Rathi And Co.

Chartered Accountants

15/A, Laxmi Narayan Mukherjee Road, Kolkata - 700 006  
Tel. 033 - 2259 4182

email : sksurana1955@yahoo

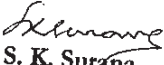
## INDEPENDENT AUDITORS' REPORT

TO,  
THE BOARD OF DIRECTORS,  
BIRDHICHAND PANNALAL AGENCIES LIMITED

1. We have reviewed the accompanying Statement of Standalone Unaudited Financial Results of BIRDHI CHAND PANNALAL AGENCIES LIMITED ("the Company") for the Quarter ended 30th September, 2014 ("the Statement"), being submitted by the Company pursuant to Clause 41 of the Listing Agreements with the stock exchanges, except for the disclosures in Part II - Select information referred to in paragraph 4 below. This Statement is the responsibility of the Company's Management and has been approved by the Board of Directors. Our responsibility is to issue a report on the Statement based on our review.
2. We conducted our review of the Statement in accordance with the Standard on Review Engagements (SRE) 2410 'Review of Interim Financial Information Performed by the Independent Auditor of the Entity', issued by the Institute of Chartered Accountants of India. This Standard requires that we plan and perform the review to obtain moderate assurance as to whether the Statement is free of material misstatement. A review is limited primarily to inquiries of Company personnel and analytical procedures applied to financial data and thus provides less assurance than an audit. We have not performed an audit and accordingly, we do not express an audit opinion.
3. Based on our review conducted as stated above, nothing has come to our attention that causes us to believe that the accompanying Statement, prepared in accordance with the Accounting Standard 25, Interim Financial Reporting issued under Companies (Accounting Standards) Rules, 2006 which continues to apply under section 133 of the Companies Act, 2013 and other recognized accounting practices and policies, has not disclosed the information required to be disclosed in terms of Clause 41 of the Listing Agreements with the stock exchanges, including the manner in which it is to be disclosed, or that it contains any material misstatement.
4. Further, we also report that we have traced the number of shares as well as the percentage of shareholdings in respect of the aggregate amount of public shareholdings in terms of Clause 35 of the Listing Agreements with the stock exchanges and the particulars relating to investor complaints disclosed in Part II - Select information for the Quarter ended 30th September, 2014 of the Statement, from the details furnished by the Management.

Kolkata  
Dated: 13<sup>th</sup> November, 2014.


FOR SURANA SINGH RATHI AND CO.,  
Chartered Accountants  
Firm Registration No. 317119E

  
S. K. Surana  
Partner  
Membership no. 053271



**CERTIFIED TO BE TRUE COPY**

BIRDHI CHAND PANNALAL AGENCIES LIMITED

  
Authorised Signatory/Director

Branch : P-10, Debendra Dutta, Kolkata - 700 007  
Tel. : 033 6500 5041

**BIRDHI CHAND PANNALAL AGENCIES LIMITED**

3 Satnarayan Temple Road, 1st Floor, Room No.3, Salkia Howrah - 711 106

Statement of Unaudited Results for the Quarter ended 30th September, 2014

Rs. in Lacs


Sr. No.	Particulars	3 Months ended 30.09.14	Preceding 3 Months ended 30.06.2014	Corresponding 3 Months ended 30.09.13	Year to date figures for the current period ended 30.09.2014	Year to date figures for the current period ended 30.09.2013	Year to date figures as on 31.03.14
		Un-Audited	Un-Audited	Un-Audited	Un-Audited	Un-Audited	Audited
1	<b>Income from Operations</b>						
	a) Net Sales/Income from Operations	26.49	0.46	4.46	26.95	9.02	21.65
	b) Other Operating Income	-	-	-	-	-	-
	<b>Total Income from Operations (Net)</b>	<b>26.49</b>	<b>0.46</b>	<b>4.46</b>	<b>26.95</b>	<b>9.02</b>	<b>21.65</b>
2	<b>Expenses</b>						
	(a) Cost of Material Consumed	-	-	-	-	-	-
	(b) Purchases of Stock-in-trade	24.20	-	3.61	24.20	6.82	16.20
	(c) Changes in Inventories of Finished Goods, Work-in-Progress and Stock-in-Trade	-	-	-	-	-	-
	(d) Employees Benefit Expenses	0.90	0.90	0.40	1.80	0.80	2.05
	(e) Depreciation & Amortization Expenses	-	-	-	-	-	-
	(f) BSE Listing Fees / Depository Expenses	(0.22)	1.54	-	1.31	-	0.32
	(g) Other Expenses	0.96	0.39	0.53	1.35	0.78	2.16
	<b>Total Expenses</b>	<b>25.84</b>	<b>2.82</b>	<b>4.54</b>	<b>28.66</b>	<b>8.41</b>	<b>20.73</b>
3	<b>Profit/(Loss) from Operations before other Income, finance cost and exceptional Expenses (1-2)</b>	<b>0.65</b>	<b>(2.37)</b>	<b>(0.08)</b>	<b>(1.72)</b>	<b>0.62</b>	<b>0.92</b>
4	<b>Other Income/(Loss)</b>	-	-	0.60	-	0.60	-
5	<b>Profit/(Loss) from ordinary activities before finance costs and exceptional Items (3+4)</b>	<b>0.65</b>	<b>(2.37)</b>	<b>0.52</b>	<b>(1.72)</b>	<b>1.22</b>	<b>0.92</b>
6	<b>Finance Costs</b>	-	-	-	-	-	-
7	<b>Profit/(Loss) from ordinary activities after finance cost but before exceptional Items (3+4)</b>	<b>0.65</b>	<b>(2.37)</b>	<b>0.52</b>	<b>(1.72)</b>	<b>1.22</b>	<b>0.92</b>
8	<b>Exceptional Items</b>	-	-	-	-	-	22.11
9	<b>Profit/(+)/Loss(-) from ordinary activities before Tax (7-8)</b>	<b>0.65</b>	<b>(2.37)</b>	<b>0.52</b>	<b>(1.72)</b>	<b>1.22</b>	<b>23.03</b>
10	<b>Tax Expense</b>	-	-	0.16	-	0.37	0.38
11	<b>Net Profit (+)/Loss(-) from ordinary activities after tax (9-10)</b>	<b>0.65</b>	<b>(2.37)</b>	<b>0.36</b>	<b>(1.72)</b>	<b>0.85</b>	<b>22.64</b>
12	<b>Extra Ordinary Items (Net of Tax Expense of Rs. Lac)</b>	-	-	2.32	-	2.32	-
13	<b>Net Profit (+)/Loss(-) for the period (11-12)</b>	<b>0.65</b>	<b>(2.37)</b>	<b>(1.96)</b>	<b>(1.72)</b>	<b>(1.47)</b>	<b>22.64</b>
14	<b>Paid-up Equity Share Capital (Face Value of Rs. 10/- each)</b>	<b>325.00</b>	<b>325.00</b>	<b>325.00</b>	<b>325.00</b>	<b>325.00</b>	<b>325.00</b>
15	<b>Reserves excluding revaluation Reserves as per last Balance Sheet</b>						(18.28)
16	<b>Earning Per Share (before extra-ordinary items) of Rs. 10/- each (not annualized)</b>						
(i)	a) Basic	0.02	(0.07)	0.01	(0.05)	0.03	0.75
	b) Diluted	0.02	(0.07)	0.01	(0.05)	0.03	0.75
17	<b>Earning Per Share (after extra-ordinary items) of Rs. 10/- each (not annualized)</b>						
(ii)	a) Basic	0.02	(0.07)	(0.06)	(0.05)	(0.05)	0.75
	b) Diluted	0.02	(0.07)	(0.06)	(0.05)	(0.05)	0.75
A	<b>PARTICULARS OF SHAREHOLDING</b>						
	<b>Public Shareholding</b>						
	- Number of Shares	2,402,200	2,402,200	2,402,200	2,402,200	2,402,200	2,402,200
	- Percentage of Share Holding	73.91%	73.91%	73.91%	73.91%	73.91%	73.91%
18	<b>Promoter and Promoter Group Shareholding</b>						
	a) Pledged/Encumbered						
	- Number of Shares	-	-	-	-	-	-
	- Percentage of Shares (as a % of the total Shareholding of Promoter & Promoter Group)	-	-	-	-	-	-
	- Percentage of Shares (as a % of the total Shareholding of Promoter & Promoter Group)	-	-	-	-	-	-
	b) None-Encumbered						
	- Number of Shares	847,800	847,800	847,800.00	847,800	847,800.00	847,800
	- Percentage of Shares (as a % of the total Shareholding of Promoter & Promoter Group)	100.00%	100.00%	100.00%	100.00%	100.00%	100.00%
	- Percentage of Shares (as a % of the total Share Capital of the Company)	26.09%	26.09%	26.09%	26.09%	26.09%	26.09%
B	<b>INVESTOR COMPLAINTS</b>						
	Pending at the beginning of the Quarter	Nil					
	Received during the Quarter	Nil					
	Disposed during the Quarter	Nil					
	Remaining Unresolved at the end of Quarter	Nil					

- Segmental Report for the Quarter as per AS-17 is not applicable for the Quarter.
- Above results were reviewed by Audit Committee and taken on record by Board of Directors in meeting held on 13th November, 2014.
- The Auditors of the Company have carried out "limited review" of the above financial Results.

4. Figure of previous periods are re-classified/ re-arranged / re-grouped, wherever necessary, to correspond with the current period's classification/ disclosure.

For Birdhi Chand Pannalal Agencies Limited

Place : Howrah  
Date : 13.11.2014

  
**BIRDHI CHAND PANNALAL AGENCIES LIMITED**  
 Authorised Signatory/Director

# BIRDHI CHAND PANNALAL AGENCIES LIMITED

Statement of asset and liabilities as at September 30, 2014

Amount in `

Particulars	As at 30th September 2014	As at 31st March 2014
<b><u>EQUITY AND LIABILITIES</u></b>		
<b>Shareholders' Funds</b>		
Share Capital	32,500,000	32,500,000
Reserves and Surplus	(2,001,392)	-1,828,389
	<b>30,498,608</b>	<b>30,671,611</b>
<b>Non-Current Liabilities</b>	-	-
<b>Current Liabilities</b>		
Trade Payable	2,420,325	-
Other Current Liabilities	443,020	1,915,732
Short-term Provisions	1,032	39,309
	<b>2,864,377</b>	<b>1,955,041</b>
	<b>33,362,985</b>	<b>32,626,652</b>
<b><u>ASSETS</u></b>		
<b>Non-Current Assets</b>		
	-	-
<b>Current Assets</b>		
Current Investment	28,235,000	30,025,000.00
Trade Receivables	2,948,000	425,500.00
Cash and Bank Balances	45,841	124,089
Short-term Loans and Advances	2,134,144	2,052,063
	<b>33,362,985</b>	<b>32,626,652</b>
	<b>33,362,985</b>	<b>32,626,652</b>

BIRDHI CHAND PANNALAL AGENCIES LIMITED

  
 Authorised Signatory/Director