



Introductory sub-table (I)(a)


Name of the Company: BIRDHI CHAND PANNALAL AGENCIES LIMITED			
Scrip Code:538364, Name of the scrip:BCPAL , class of security: Equity			
LIST OF SHAREHOLDERS AS ON 30/09/2014			
Partly paid-up shares:-	No. of partly paid-up shares	As a % of total no. of partly paid-up shares	As a % of total no. of shares of the company
Held by promoter/promoter group	0	0	0
Held by public	0	0	0
Total - D	0	0	0
Outstanding convertible securities:-	No. of outstanding securities	As a % of total no. of outstanding convertible securities	As a % of total no. of shares of the company, assuming full conversion of the convertible securities
Held by promoter/promoter group	0	0	0
Held by public	0	0	0
Total - E	0	0	0
Warrants:-	No. of warrants	As a % of total no. of warrants	As a % of total no. of shares of the company, assuming full conversion of warrants
Held by promoter/promoter group	0	0	0
Held by public	0	0	0
Total - F	0	0	0
Total paid-up capital of the company, 3250000 shares of assuming full conversion of warrants and Rs. 10/- each convertible securities			



Statement Showing Shareholding Pattern								
Category code	Category of Shareholder	Number of Shareholders	Total number of shares	Number of shares held in dematerialized form	Total shareholding as a percentage of total number of shares		Shares Pledged or otherwise encumbered	
					As a percentage of (A+B) ¹	As a percentage of (A+B+C)	Number of shares	As a percentage
					(VI)	(VII)	(VIII)	(IX) = (VIII)/(VI)*100
(I)	(II)	(III)	(IV)	(V)	(VI)	(VII)	(VIII)	(IX)
(A)	Shareholding of Promoter and Promoter Group ²							
1	Indian							
(a)	Individuals/ Hindu Undivided Family	1	97800	97800	3.0092	3.0092	0	0.00
(b)	Central Government/ State Government(s)	0	0	0	0.00	0.00	0	0.00
(c)	Bodies Corporate	1	750000	750000	23.0769	23.0769	0	0.00
(d)	Financial Institutions/ Banks	0	0	0	0.00	0.00	0	0.00
(e)	Any Others(Specify)	0	0	0	0.00	0.00	0	0.00
	Sub Total(A)(1)	2	847800	847800	26.0862	26.0862	0	0.00
2	Foreign							
a	Individuals (Non-Residents Individuals/ Foreign Individuals)	0	0	0	0.00	0.00	0	0.00
b	Bodies Corporate	0	0	0	0.00	0.00	0	0.00
c	Institutions	0	0	0	0.00	0.00	0	0.00
d	Any Other(Specify)	0	0	0	0.00	0.00	0	0.00
	Sub Total(A)(2)	0	0	0	0.00	0.00	0	0.00
	Total Shareholding of Promoter and Promoter Group (A)= (A)(1)+(A)(2)	2	847800	847800	26.0862	26.0862	0	0.00
(B)	Public shareholding							
1	Institutions							
(a)	Mutual Funds/ UTI	0	0	0	0.00	0.00	0	0.00
(b)	Financial Institutions / Banks	0	0	0	0.00	0.00	0	0.00
(c)	Central Government/ State Government(s)	0	0	0	0.00	0.00	0	0.00
(d)	Venture Capital Funds	0	0	0	0.00	0.00	0	0.00
(e)	Insurance Companies	0	0	0	0.00	0.00	0	0.00
(f)	Foreign Institutional Investors	0	0	0	0.00	0.00	0	0.00
(g)	Foreign Venture Capital Investors	0	0	0	0.00	0.00	0	0.00
(h)	Any Other (specify)	0	0	0	0.00	0.00	0	0.00
	Sub-Total (B)(1)	0	0	0	0.00	0.00	0	0.00
B 2	Non-Institutions							
(a)	Bodies Corporate	15	2202480	2202480	67.7686	67.7686	0	0.00
(b)	Individuals							
I	i. Individual shareholders holding nominal share capital up to Rs 1 lakh	495	91510	50020	2.8157	2.8157	0	0.00
II	ii. Individual shareholders holding nominal share capital in excess of Rs. 1 lakh.	9	108210	0	3.3295	3.3295	0	0.00
(c)	Any Other (specify)	0	0	0	0.00	0.00	0	0.00
	Sub-Total (B)(2)	519	2402200	2252500	73.9138	73.9138	0	0.00
(B)	Total Public Shareholding (B)= (B)(1)+(B)(2)	519	2402200	2252500	73.9138	73.9138	0	0.00
	TOTAL (A)+(B)	521	3250000	3100300	100.00	100.00	0	0.00
(C)	Shares held by Custodians and against which Depository Receipts have been issued							
1	Promoter and Promoter Group	0	0	0	0	0.00	0	0.00
2	Public	0	0	0	0	0	0	0
	Sub-Total (C)	0	0	0	0	0	0	0
A	GRAND TOTAL (A)+(B)+(C)	521	3250000	3100300	100.00	100.00	0	0.00



Sr.No	Notes
1	
2	
3	
4	
5	
6	
7	
8	
9	



Statement showing holding of securities (including shares, warrants, convertible securities) of persons belonging to the category "Promoter and Promoter Group"


Sr. No.	Name of the shareholder	Details of Shares held		Encumbered shares (*)			Details of warrants		Details of convertible securities		Total shares (including underlying shares assuming full conversion of warrants and convertible securities) as a % of diluted share capital
		Number of shares held	As a % of grand total (A)+(B)+(C)	No.	As a percentage	As a % of grand total (A)+(B)+(C) of sub-class (I)(a)	Number of warrants held	As a % total number of warrants of the same class	Number of convertible securities held	As a % total number of convertible securities of the same class	
(i)	(ii)	(iii)	(iv)	(v)	(vi) = (v)/(iii) * 100	(vii)	(viii)	(ix)	(x)	(xi)	(xii)
1	PUNEET SHARMA	97800	3.0092		0.00	0.00	0	0	0	0	3.0092
2	GOURISUT DEALER PRIVATE LIMITED	750000	23.0769		0.00	0.00	0	0	0	0	23.0769
TOTAL		847800	26.0861	0	0.00	0.00	0	0	0	0	26.0861

(*) The term "encumbrance" has the same meaning as assigned to it in regulation 28(3) of the SAST Regulations, 2011




(D)(K) Statement showing holding of securities (including shares, warrants, convertible securities) of persons belonging to the category "Public" and holding more than 1% of the total number of shares

Sr. No.	Name of the shareholder	Number of shares held	Shares as a percentage of total number of shares (i.e., Grand Total (A)+(B)+(C) indicated in Statement at para (D)(e) above)	Details of warrants		Details of convertible securities		Total shares (including underlying shares assuming full conversion of warrants and convertible securities) as a % of diluted share capital
				Number of warrant held	As a % total number of warrants of the same class	Number of convertible securities held	% w.r.t total number of convertible securities of the same class	
1	RAJGHARANA AGENCIES PVT LTD	300000	9.2308	0	0	0	0	9.2308
2	NEW WAVE COMMODEAL PVT LTD	300000	9.2308	0	0	0	0	9.2308
3	JACKPOY VINTRADE PVT LTD	300000	9.2308	0	0	0	0	9.2308
4	UNICON TIE-UP PVT LTD	300000	9.2308	0	0	0	0	9.2308
5	VIRTUAL VINTRADE PVT LTD	300000	9.2308	0	0	0	0	9.2308
6	WONDERFUL SUPPLIERS PVT LTD	200000	6.1538	0	0	0	0	6.1538
7	IDEA COMMODEAL PVT LTD	168200	4.6923	0	0	0	0	4.6923
8	SUPERCON REALINFRA PVT LTD	5000	1.5385	0	0	0	0	1.5385
9	ARROWLINK ENCLAVE PVT LTD	5000	1.5385	0	0	0	0	1.5385
10	JAIN NEEM MINERALS PVT LTD	5000	1.5385	0	0	0	0	1.5385
11	DHANAASHA DEVELOPERS PVT LTD	5000	1.5385	0	0	0	0	1.5385
12	PRADYAN REALTY PVT LTD	49991	1.5382	0	0	0	0	1.5382
13	JBS TRADING PVT LTD	49999	1.5381	0	0	0	0	1.5381
	TOTAL	1972480	66.2304	0	0	0	0	66.2304




(1)(c)(ii) Statement showing holding of securities (including shares, warrants, convertible securities) of persons (together with PAC) belonging to the category "Public" and holding more than 5% of the total number of shares of the company

Sr. No.	Name(s) of the shareholder(s) and the Persons Acting in Concert (PAC) with them	Number of shares	Shares as a percentage of total number of shares (i.e., Grand Total (A)+(B)+(C) indicated in Statement at para (1)(a) above)	Details of warrants		Details of convertible securities		Total shares (including underlying shares assuming full conversion of warrants and convertible securities) as a % of diluted share capital
				Number of warrants	As a % total number of warrants of the same class	Number of convertible securities held	% w.r.t total number of convertible securities of the same class	
1	RAJGHARANA AGENCIES PVT LTD	300000	9.2108	0	0	0	0	9.2108
2	NEW WAVE COMMODORE PVT LTD	300000	9.2108	0	0	0	0	9.2108
3	JACKPOT VINTRADE PVT LTD	300000	9.2108	0	0	0	0	9.2108
4	UNICCN TIE-UP PVT LTD	300000	9.2108	0	0	0	0	9.2108
5	VIRTUAL VINTRADE PVT LTD	300000	9.2108	0	0	0	0	9.2108
6	WONDERFUL SUPPLIERS PVT LTD	200000	6.1538	0	0	0	0	6.1538
TOTAL		1700000	52.3078	0	0	0	0	52.3078



(I)(d) Statement showing details of locked-in shares

Sr. No.	Name of the shareholder	Number of locked-in shares	Locked-in shares as a percentage of total number of shares {i.e., Grand Total (A)+(B)+(C) indicated in Statement at para (I)(a) above}	Promoter/ Promoter Group/ Public
1	GOURISUT DEALER PVT LTD	750000	23.0769	Promoter/Promoter Group
TOTAL		750000	23.08	



(II)(a) Statement showing details of Depository Receipts (DRs)

Sr. No.	Type of outstanding DR (ADRs, GDRs, SDRs, etc.)	Number of outstanding DRs	Number of shares underlying outstanding DRs	Shares underlying outstanding DRs as a percentage of total number of shares (i.e., Grand Total (A)+(B)+(C) indicated in Statement at para (I)(a) above)
1	N.A.			
2				
3				
4				
5				
6				
7				
8				
9				
TOTAL		0	0	0.00



(II)(b) Statement showing holding of Depository Receipts (DRs), where underlying shares held by "promoter/promoter group" are in excess of 1% of the total number of shares

Sr. No.	Name of the DR Holder	Type of outstanding DR (ADRs, GDRs, SDRs, etc.)	Number of shares underlying outstanding DRs	Shares underlying outstanding DRs as a percentage of total number of shares (i.e., Grand Total (A)+(B)+(C) indicated in Statement at para (I)(a) above)
1	N.A.			
2				
3				
4				
5				
6				
7				
8				
9				
10				
11				
12				
13				
Total		0	0	0.00

